


ACCESS HATCH COVER

Characteristics

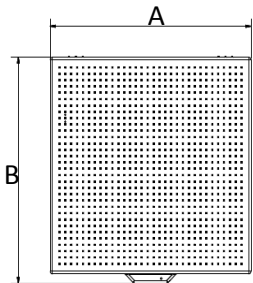
- Fibreglass reinforced polyester (FRP)
- Mechanical strength
- Durable and resistant to weather, UV, wear and corrosion
- Lightweight
- Easy to open : handles built into cover
- Self-blocking
- Opening : 100°
- Padlock locking system
- Anti-skid
- Maximum weight : 250kg/m²
- Integration in the environment (colour : RAL 7038)



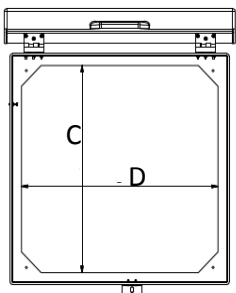
Function

- > Access hatch cover equipped with a padlock locking system.
- > Secure access: maintenance, inspection, After Sales Service
- > Placed over mud slab
- > Access hatch cover is delivered with or without fall protection system.

Access hatch cover - Without fall protection system



Reference	A x B (mm)	C x D (mm)	H (mm)	Hatch
9980061	720 x 760	580 x 580	126	1
9980081	940 x 980	800 x 800	126	1
9980101	1140 x 1180	1000 x 1000	126	1
9980129	1340 x 980	800 x 1200	126	1
9980169	1880 x 980	800 x 1740	126	2
9980209	2680 x 980	800 x 2540	126	2
9980211	2280 x 1180	1000 x 2140	126	2
9980216	2280 x 980	800 x 2140	126	2



Access hatch cover - with 1200-joule fall protection system

Reference	A x B (mm)	C x D (mm)	H (mm)	Hatch
9980060	720 x 760	580 x 580	126	1
9980080	940 x 980	800 x 800	126	1
9980100	1140 x 1180	1000 x 1000	126	1
9980128	1340 x 980	800 x 1200	126	1
9980168	1880 x 980	800 x 1740	126	2
9980208	2680 x 980	800 x 2540	126	2
9980210	2280 x 1180	1000 x 2140	126	2
9980215	2280 x 980	800 x 2140	126	2

