

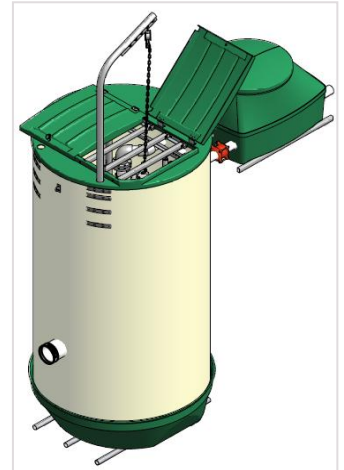
# PUMPING STATION

RANGE SPM

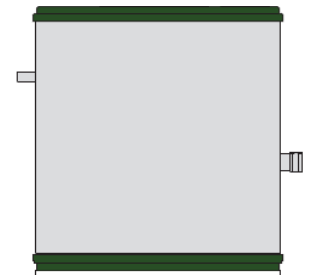
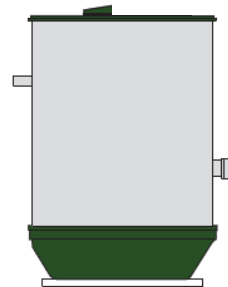
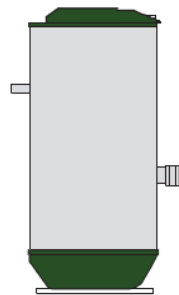
## Characteristics

- Fibreglass Reinforced Polyester (FRP)
- Height mechanical strength
- TOP bottom – self-cleaning
- Rust-proof, corrosion-proof
- Adaptable to all types of terrain (shallow aquifer, green space, mud slab, below ground)
- Lightweight material to facilitate handling and installation, modular configuration

**xylem**  
Let's Solve Water



- > Ø1400, Ø2000, Ø2800
- > 1 to 3 pumps
- > Height from 2 to 12m



STATION	SPM 1402	SPM 2002	SPM 2802
Ø	Ø1400	Ø2000	Ø2800
Height	2 à 12 m	2 à 12 m	2 à 9 m
Nb of pump(s)	1 à 3	1 à 3	1 à 4
Discharge connexion	50, 65, 80, 100	50, 65, 80, 100, 150	50, 65, 80, 100, 150, 200

- > Valves chamber : FRP
- > Opening: Ø1000, Ø1400, Ø2000 et Ø2800

